

An Exciting Event Pop-up

Individual Book Report Project

Literature Skill Focus: Summarizing an exciting story event

1. Teaching the Literature Skill

- Ask students to brainstorm definitions for the word *exciting*. Write a class definition of the word.
- Read the first three pages of *Lyddie* by Katherine Paterson. Ask the class if the episode about the bear's visit to Lyddie's home fits the definition of *exciting*.
- Model how to write a summary of the exciting event. Emphasize that a summary tells the important action in a few sentences.

2. Modeling the Book Project

- As a class, brainstorm an image that would represent the exciting event you have discussed, such as the bear with the pot of oatmeal on its head.
- Draw the image. Glue the illustration to the pop-up tab. Show students how to make the pop-up folder.

3. Reading Independently


- Have students choose a fiction book from the library. They take the book home to read independently. Students make pop-up summaries of exciting events in the books and return the books and the summaries to school.

4. Sharing the Book Projects

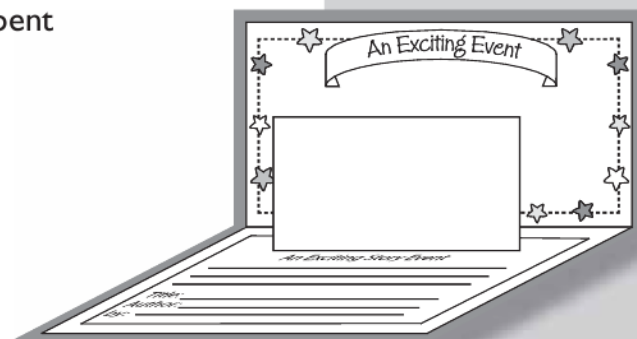
- When the book projects have been returned, set up a display and allow time for students to share their work. The time invested will be well spent because students will be encouraging other students to read new books.

How to Make an Exciting Event Pop-up

1. Complete the form.
2. Cut out the form and fold to make a pop-up folder.




3. On a 3" x 5½" (7.5 x 14 cm) piece of construction paper, draw an image to show the exciting event.
4. Glue it to the pop-up tab.
5. Mount the pop-up folder onto a folded 8½" x 9" (21.5 x 23 cm) construction paper rectangle. Be careful not to glue the pop-up tab.



An Exciting Event Pop-up

Individual Book Report Project



An Exciting Event

fold

fold

glue


fold

An Exciting Story Event

Title: _____

Author: _____

By: _____



Good Readers...

•Predict

Look at the title, subtitle, pictures; ask yourself what they mean.

•Visualize

Make pictures of the words in your mind.

•Pause/Summarize

Recall the details of what you have read.

•Adjust Reading Rate

Read slower or faster depending on the difficulty of the words.

•Reread

Go back and read over parts that don't make sense.



Good Readers...

•Predict

Look at the title, subtitle, pictures; ask yourself what they mean.

•Visualize

Make pictures of the words in your mind.

•Pause/Summarize

Recall the details of what you have read.

•Adjust Reading Rate

Read slower or faster depending on the difficulty of the words.

•Reread

Go back and read over parts that don't make sense.

